



Rahway Public Schools










Parent Tech Night



Thursday, September 14, 2023 6 PM

Tonight we will be going over...



-  Learning Expectations
-  Rahway Email
-  PowerSchool
-  Google Classroom
-  Clever
-  iReady
-  Seesaw
-  Class Dojo
-  Social Media



Learning Expectations Grades 2-12



Every Student should have been issued a Chromebook.

Students are expected to have their Chromebook with them in school fully charged everyday. This year, usage of the Chromebook is dependant upon the teacher's daily lesson and will vary from class to class.

Our goal for many years was for each student to have a device to her/himself and we now have achieved that goal. Every student will have a district issued computer for use in school and at home.

If you have a problem with your Chromebook, please contact your school's Technology Facilitator for a repair or replacement.

Rahway Email



Every student has a district provided Gmail.



The naming convention is:

first initial + last name[HS grad year]@rahway.net

For example: If Mickey Mouse was in 1st grade, his email would be **mmouse35@rahway.net**

*There are exceptions when two students in a given grade level have the same first initial and last name.

Rahway Email Cont...

Most lower grade passwords are pass+the last 4 digits of their student ID number, which can be found in PowerSchool.

Example: Student Number: 436743, the password would be: **pass6743**

Some passwords were given in school.

Graduation Years

PK = 37

K = 36

1 = 35

2 = 34

3 = 33

4 = 32

5 = 31

6 = 30

7 = 29

8 = 28

9 = 27

10 = 26

11 = 25

12 = 24

 If the login does not work, contact your school's Technology Facilitator. 

PowerSchool



This is a hub for grades, attendance, school forms, and contact information.

It is important to frequently check PowerSchool for updates.

All beginning of the year school forms must be completed within PowerSchool.

[Powerschool Tutorial](#)

Google Classroom



Google classroom is a place for your child's teacher to post announcements, set assignments and homework, ask questions and share news. Students can see what work is due, submit assignments, take quizzes, post messages, and more.

The screenshot shows the Google Classroom interface for a class named "Carol Troia Kindergarten 2020-2021". The page has a navigation bar with "Stream", "Classwork", "People", and "Grades" tabs. The main content area features a header image of a classroom with a table and chairs. Overlaid on this image is the class name, class code "nuap16k", and a meet link: "https://meet.google.com/lookup/bzyiphqsbu". Below the header, there is an "Upcoming" section with the text "No work due soon" and a "View all" button. To the right, there are two announcement cards: one for "Announce something to your class" and another for "Carol Troia posted a new material: Mrs. Troia Virtual Schedule Week 39, June 14-18, 2021".

Joining Google Classroom



You can join a class with:

A class link—Your teacher sends you the link.

A class code—Your teacher sends or tells you the class code.

An email invite—Your teacher sends you the invite.

After you join a class on one device, you're enrolled in that class for all devices.

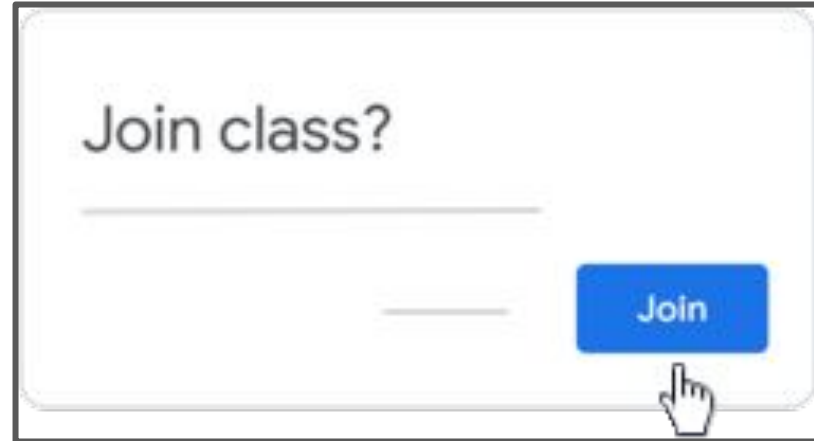
To join a class, be sure to sign in to Classroom with your child's Rahway email.

Joining Google Classroom Cont...



Join with a class link:

1. Be sure your child is logged into their Rahway email account.
2. Click the class link your teacher shared.
3. Select the account you use for Classroom.
4. Click Join.



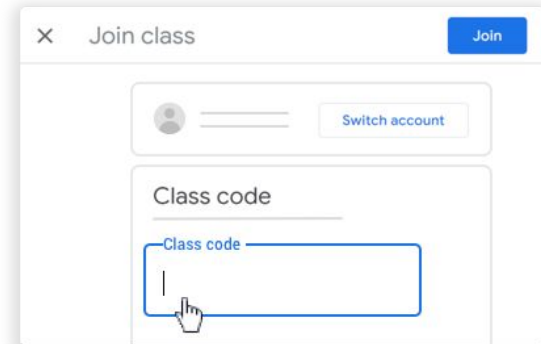
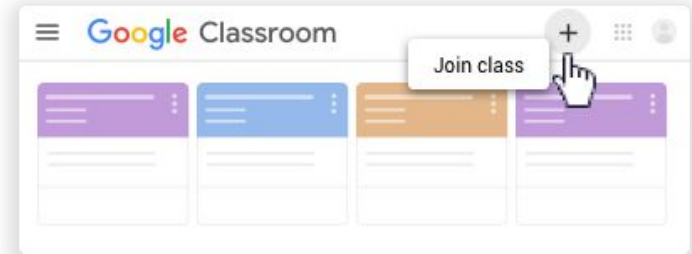
Joining Google Classroom Cont...



Join with a class code:

Your child's teacher will tell you or send you the class code. After you get the code, follow these steps:

1. Go to classroom.google.com.
2. Make sure you are signed into your child's Rahway email account. If you're already signed in and need to switch accounts, in the top-right corner, click your profile picture > select or add your account.
3. At the top, click Join class.
4. Enter the class code from your teacher and click Join.



Joining Google Classroom Cont...



Join with an email invite:

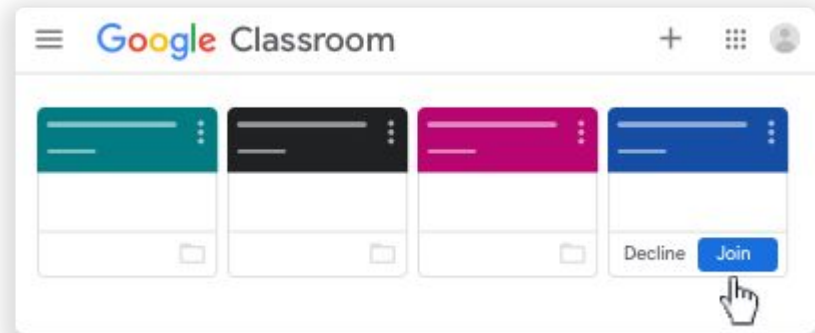
Your teacher might send you an email invite. You can join the class from the email or in Classroom.

Accept the invite in Classroom

1. Go to classroom.google.com.
2. Make sure you are signed in to your child's Rahway email account. If you're already signed in and need to switch accounts, in the top-right corner, click your profile picture > select or add your account.
3. On the class card, click Join.

Accept the invite in your email

1. Open the email program you use for Classroom.
2. In the email invite, click Join.
3. Click Join.



Google Classroom



SOME HELPFUL TIPS



Mrs. Reeves 2020/2021

Stream Classwork People Grades

Mrs. Reeves 2020/2021

Class code s2dw3ng

Meet link <https://meet.google.com/lookup/df25i7c7fk>

Select theme
Upload photo



SUGGESTION: Bookmark classroom.google.com for quick access.

Clever



Look for the shortcut in "District Bookmarks"





Clever is single login for all of their online programs and resources.

Log in

Search for your school

- Franklin Elementary School
Rahway Public School District, NJ
- Madison Elementary School
Rahway Public School District, NJ
- Roosevelt Elementary School
Rahway Public School District, NJ
- Grover Cleveland Elementary School
Rahway Public School District, NJ





[Clever Badge log in](#)

[Parent/guardian log in](#)

[District admin log in](#)

Rahway Public School District

[Not your district?](#)



[Clever Badge log in](#)

[District admin log in](#)

Having trouble? [Get help logging in!](#)

Clever cont...



Log in

Search for your school

Rah|

Franklin Elementary School
Rahway Public School District, NJ

Madison Elementary School
Rahway Public School District, NJ

... Elementary School
... Public School District, NJ

2. Click "Log in with Google"
and use Rahway email.



Rahway Public School District


[Not your district?](#)



Log in with Google

Having trouble? [Get help logging in!](#)

Clever



Clever Badge log in

[District admin log in](#)

If your child was provided a QR
code badge, click here instead.



i-Ready

Grades K - 6

Provides our students with an innovative diagnostic assessment and engaging instruction. i-Ready Diagnostic & Instruction helps teachers assess their students effectively and provide individualized instruction based on each student's unique needs.

i-Ready Diagnostic & Instruction assesses and teaches the following skill areas:

Reading

- Phonological Awareness
- Phonics
- High-Frequency Words
- Vocabulary
- Comprehension



Math

- Number and Operations
- Algebra and Algebraic Thinking
- Measurement and Data
- Geometry

i-Ready Cont...



i-Ready Instruction provides students with lessons based on their individual strengths and areas for growth. These lessons are interactive and provide strategic support to keep your child engaged as they learn.





SeeSaw

Grades K - 2

Each student gets their own journal to document what they learn in school and will add things to it like photos, videos, drawings, or notes. Seesaw is like a digital portfolio.

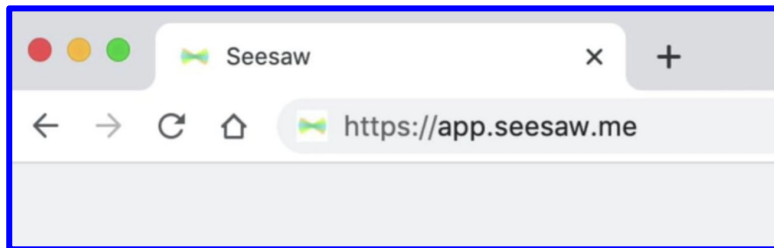
The screenshot shows the 'Student Sign In' page. At the top, it says 'Student Sign In' with a small profile icon. Below that is a 'Sign In with Google' button. There are two input fields for 'Email' and 'Password'. A 'Forgot Password?' link is next to the password field. A 'Student Sign In' button is below the password field. At the bottom, there is a 'Seesaw for Schools Clever Sign In' link. Below that is a 'TEXT CODE' input field with a 'Go' button next to it. At the very bottom is a blue 'Scan Code' button with a QR code icon.

Your child's teacher will provide you with a special sign up code or QR code to join their Seesaw Class.



SeeSaw Cont...

On a Chromebook, etc.: Go to app.seesaw.me



On an Ipad: Download the Seesaw Class App

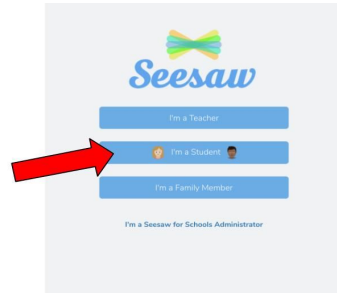


Logging in to Seesaw from a Chromebook

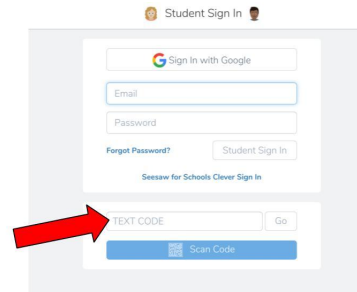


1. Go to <https://app.seesaw.me/>.

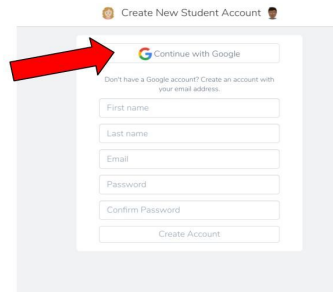
2. Tap "I'm a Student"



3. Type in your teacher's text code
(IF FIRST TIME LOGGING IN)



4. Tap "Sign in with Google"



5. Use your Rahway email and password to sign in

Logging in to Seesaw from an iPad



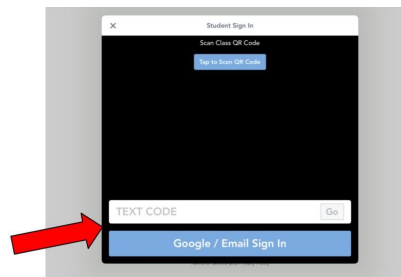
1. Click on/Download the Seesaw Class app.



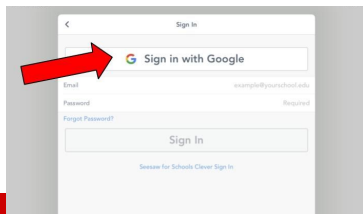
2. Tap "I'm a Student"



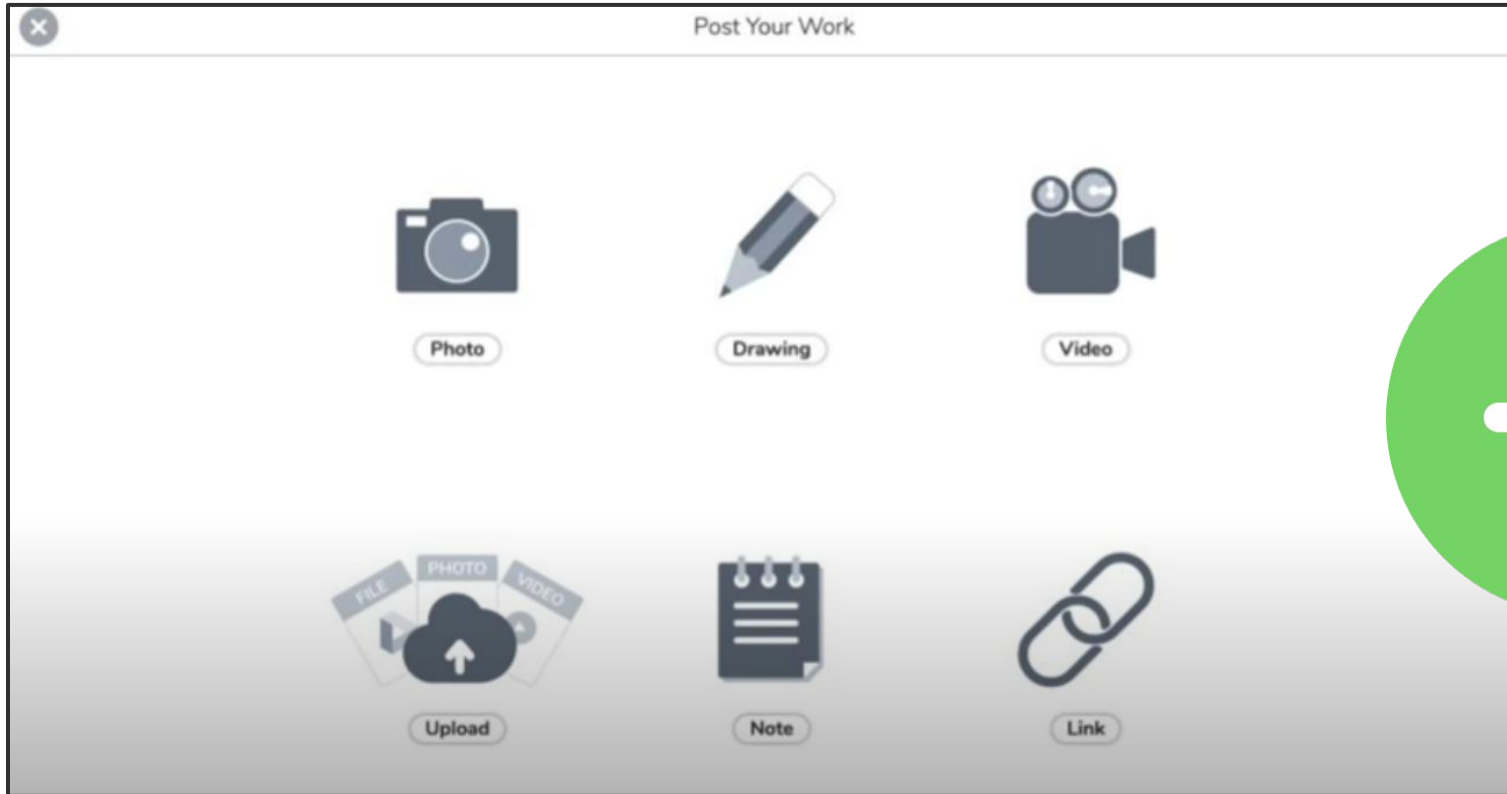
3. **FIRST TIME LOGGING IN:** Type in your teacher's text code, then tap "Go"
NOT YOUR FIRST TIME LOGGING IN: Tap "Google/Email Sign In"



4. Use your Rahway email and password to sign in.



SeeSaw Cont...





Class Dojo

Grades K - 6

Class Dojo connects you to your school and teachers for easy and effective communication. Instead of getting separate emails, all teachers can communicate with one app.

Ways teachers might try to connect you to your child's class...

- 1. A paper invite or email you a PDF**
- 2. A text message invite**
- 3. Send you a link**

Please join our classroom community on ClassDojo

I'm using ClassDojo to connect with families, share classroom moments, and much more. Please join to stay connected!

PARENTS:

<p>New to ClassDojo?</p> <ol style="list-style-type: none">1. Download the ClassDojo app2. Open app and tap 'Parent' to create a parent account3. Enter name, email & create a password4. Tap 'Add child (+)' and use this code: <p>P73SG5WGS</p>	<p>Already have a Parent Account on ClassDojo?</p> <ol style="list-style-type: none">1. Open the ClassDojo app on your phone2. Log in as a Parent (if you aren't already). Ensure you're logged in as a Parent, not a Student or Teacher!3. Tap the Kids section/avatars at the bottom of the screen4. Add child using this code: <p>P73SG5WGS</p>
---	--

11:11

< 1

236-56 >

Text Message
Today 11:10 AM

Dr. Lampert - Technology Facilitator has invited you to join Franklin's ClassDojo class. Sign up at <https://classdojo.com/MZNPBNJHA>



Class Dojo Cont...

When you create a Class Dojo account, you can select your language preference. Class Dojo translates into 35 different languages.



 Language preference

Language preference

English (US)

 Your kids

 Buzz Lightyear

Choose Your Language

Parent View

Your child appears here.
You can add
multiple children
to your ONE Dojo account.

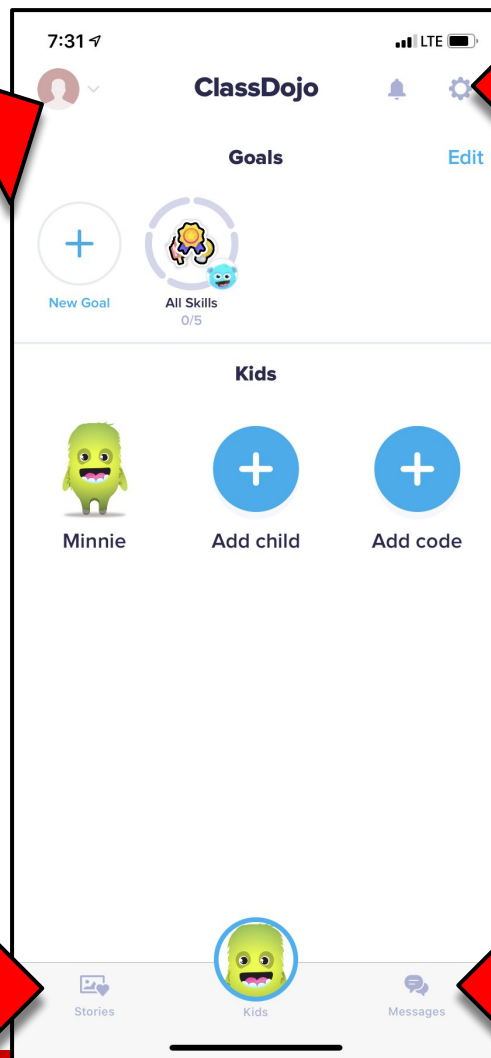
STORIES:
Announcements from
your child's teacher to
the whole class.

Switch Accounts

Settings

Stories

Messages



Class Story



These are messages that are sent to the entire class.



Teachers can send images, files, or videos.



You can like and comment on Class Story.

The screenshot shows a mobile interface for ClassDojo. At the top, the time is 1:52 and there are icons for signal strength, Wi-Fi, and battery. The header shows a profile icon, the name 'ClassDojo', and a settings gear. Below this is the sender's information: 'Mrs. Nasser' with a profile icon and '4 - Nasser 20-21 • 2d'. A large red arrow points to the text 'Class Name' on the right side of the screen. The message content is titled 'FOURTH GRADE' in colorful letters. The main text reads: 'Hello Students! My name is Mrs. Nasser and I am so excited to be your teacher this year. We are going to do so many FUN things and of course we will LEARN a lot along the way. I hope you had a FABULOUS summer and I can't wait to hear about it. I am looking forward to MEETING you and learning all about your FAVORITE things'. To the right of the text is an image of a girl with a 'BACK TO SCHOOL!' sign. Below the image, it says: 'Our first day of school is Tuesday, September 8, 2020. I look forward to seeing you at 8:45 a.m. for our Google Meet.' followed by a Google Meet link. Below that, it says: '*Reminder: You must be logged into your @rahway.net account to join the Meet.' and '*Our Google Classroom code is: 46hfmqc' followed by a Classroom link. At the bottom, it says: '**Feel free to message me on Clas...'. Below the screenshot, the text reads: 'Welcome to Fourth Grade! I'm so excited to meet you. Please read my Welcome letter below.' and 'Here are the links attached in the'.

School Story



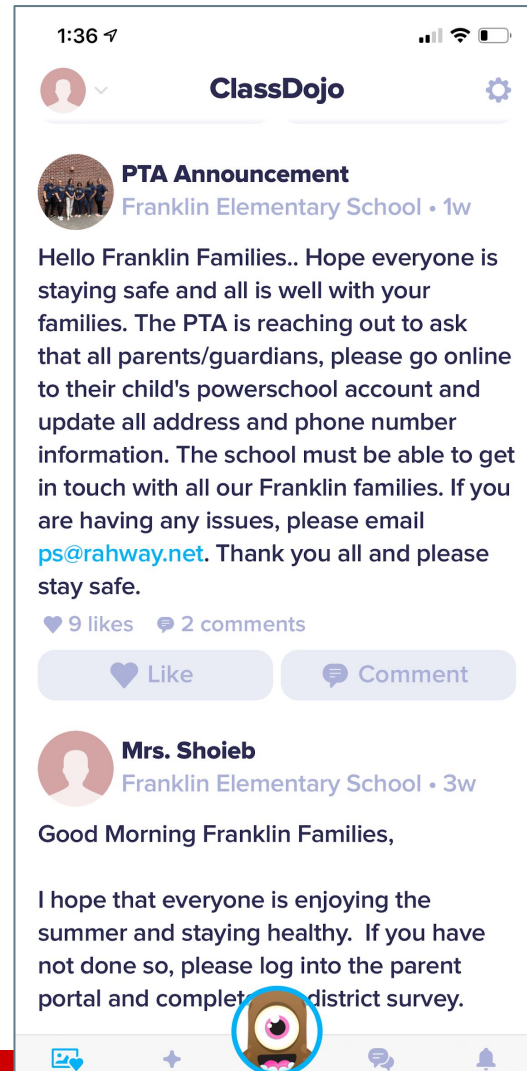
These are messages that are sent to the **WHOLE SCHOOL**.





This way parents only get the message once instead of from every teacher.




You can also like and comment on School Story.



Class Dojo Messages

-  Messages are private, individual conversations between you and the teacher.
-  Simply type a message in the oval that says "Type a message" or use the icons on the bottom to take a photo and add it, add a photo from your camera roll, or add a ClassDojo Emoji.

Messenger Icons



Edulastic

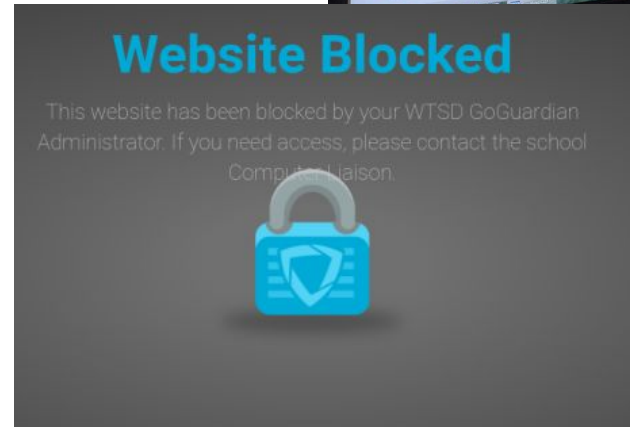
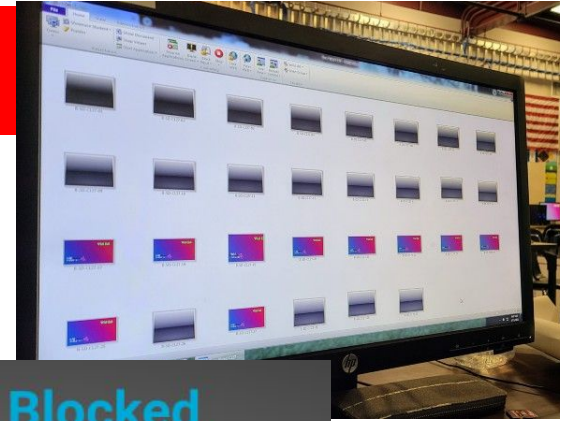


- Adaptive formative assessment program for students in grades 3-12
- Provides “prescription” for student work based on assessment results.
- This will be introduced this fall.



GoGuardian

- GoGuardian is monitoring software for teachers and administrators.
- Teachers will be able to ensure students are on task in class.
- The district is notified if a student uses language that is considered dangerous, or visits sites that are not approved by the district.



Social Media



Rahway Public Schools is using social media to share news and information.

You can follow us on the following accounts:

Facebook: rahwaypublicschools

@Rahway_Schools (District)

@RESRahway (Roosevelt)

Twitter:

@RahwayHigh (High School)

@FESRahway (Franklin)

@RahwayAcademy (Middle School)

@CESRahway (Grover Cleveland)

@MESRahway (Madison)

Instagram: @rahwaypublicschools

Building Technology Facilitators



Franklin Elementary School

Grover Cleveland Elementary School

Madison Elementary School

Roosevelt Elementary School

Rahway 7th & 8th Grade Academy

Rahway High School

Linda Lampert

Dyan McMillen

Lauren Reeves

Colleen Kurdyla

Lauren Battiato

Joseph Mudrak

llampert@rahway.net

dmcmillen@rahway.net

lreeves@rahway.net

ckurdyla@rahway.net

lbattiato@rahway.net

jmudrak@rahway.net



TECH FACILITATORS



RAHWAY
Public Schools

GROVER CLEVELAND

Mrs. McMillen

dmcmillen@rahway.net



MADISON

Mrs. Reeves

lreeves@rahway.net



ROOSEVELT

Mrs. Kurdyla

ckurdyla@rahway.net



FRANKLIN

Dr. Lampert

llampert@rahway.net



RAHWAY ACADEMY

Mrs. Battiato

lbattiato@rahway.net



RAHWAY HIGH SCHOOL

Mr. Mudrak

jmudrak@rahway.net

THANK YOU
for joining us!

**PLEASE KEEP IN MIND, YOU CAN FIND A LOT OF USEFUL
INFORMATION AT WWW.RAHWAY.NET.**

**IF YOU HAVE ADDITIONAL QUESTIONS, PLEASE REACH OUT TO YOUR
CHILD'S TEACHER OR YOUR BUILDING'S TECHNOLOGY FACILITATOR.**